

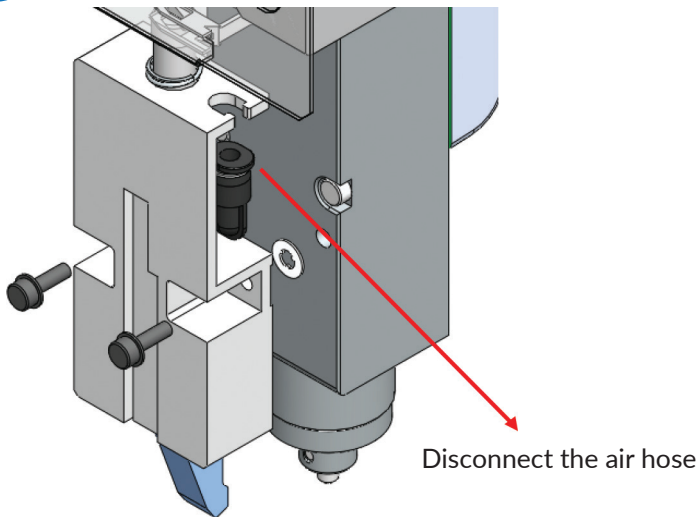
DWX-53DC Low Profile Air Nozzle

Installation Instructions

The below instructions are for a recent improvement designed for the DWX-53DC spindle's Air Nozzle. This improvement will allow better angulation to reach an optimal near 90-degree milling. Please ensure that your DWX-53DC firmware has been updated to version 3.52 or newer. Once you have updated the firmware and installed the new spindle Air Nozzle, contact Argen Equipment Support to update your CAM Software. Please call us at 1-800-255-5524, ext 5.

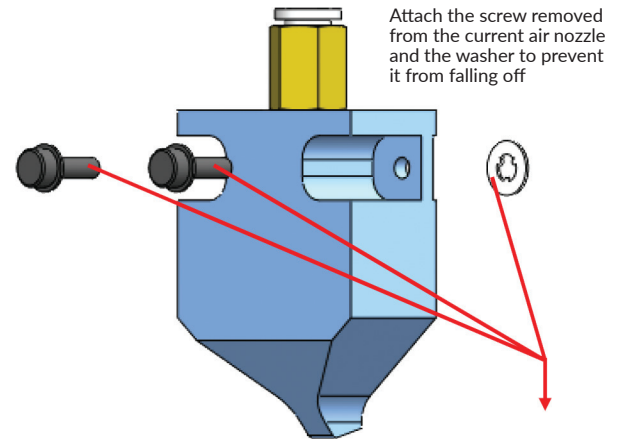
1

Remove the current air nozzle



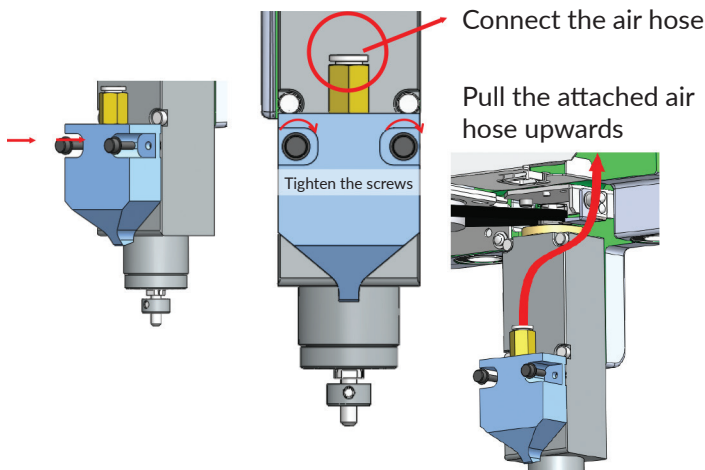
2

Assemble the new air nozzle



3

Attach the new air nozzle to the spindle



4

Install the CAM updater file

Contact Argen Equipment Support to update your CAM Software.

Please call us at 1-800-255-5524, ext 5.